


6 BRICKS

START LEVEL



TASK 1

MODEL

Make an airplane using 6 bricks

TASK 2

A STORY

Form a pyramid out of the bricks (from bottom to top) in order, according to the story:

Blue clouds drift across the blue sky, blocking out the yellow sun. It's going to rain soon, thought the girl in the green dress and took out her bright red umbrella and orange boots.

TASK 3

MUSIC


Arrange the bricks according to the melody (clap - brick horizontally, click - brick vertically)

CLAP CLICK CLAP CLICK CLAP CLICK



6 BRICKS

START LEVEL



TASK 4

FIRST LETTER

Arrange the bricks on an A4 sheet of paper

The color beginning with R

The color beginning with DB

The color beginning with Y

The color beginning with G

All the rest

- The fruit colored with the color starting with Y



Top right corner

Lower right corner

Top left corner

Lower left corner

Centre

TASK 5

SHADOW


Create a model that cast the given shadow



Open National
Online Robotics Olympiad

6 BRICKS

START LEVEL



TASK 6

CUBE



Make a cube out of 6 bricks

- Put the cube on your head and turn to the right
- With the cube on your head, turn to the left
- Take the cube in your hands and toss it up 5 times
While the cube is flying, clap one time

ASSESSMENT CRITERIA

POINTS

- | | |
|--|---|
| • "Model" the aeroplane is built | 7 |
| • "Story" the pyramid with correct sequence | 7 |
| • "Story" the pyramid with 50% or more correct sequence | 5 |
| • "Music" the sequence corresponds to the melody | 7 |
| • "Music" the sequence corresponds to the melody 50% or more | 5 |
| • "First Letter" correct arrangement of the bricks | 7 |
| • "First Letter" 50% of bricks or more arranged correctly | 5 |
| • "Shadow" the model is built with 6 bricks | 7 |
| • "Cube" 100% complete | 7 |
| • "Cube" 50% or more completed | 5 |



Open National
Online Robotics Olympiad